

Wall and ceiling light - Micro-prismatic diffuser - direct distribution

Sheet steel enclosure with powder-coated rectangular cross-section, integrated wall mounting plate for easy and quick installation; Housing colour traffic white RAL 9016; Homogeneous direct light distribution for VDU-compatibility in accordance with DIN-EN 12464-1; glare reduction through microprism diffuser with special "multilayer" technology and optimised light deflecting foil; Easy to install connection, directly to the top of the luminaire with a terminal cover cap; the ETM levels can be easily set from the top of the luminaire. Electrical connection via 5-pole connection terminal with plug-in contacts..

## CHARACTERISTICS

|                               |  |
|-------------------------------|--|
| Order number                  | 65755014170  |
| EAN number                    | 4020863495436  |
| Commodity code                | 94051190   |
| Certification mark            | IP 20, Protection class I, VDU 65° < 3000, ENEC10 VDE, F, Indoor, CE   |
| Impact resistance (IK rating) | IK03   |
| Ambient temperatur            | ta 25°C  |
| Warranty period               | 5 years  |
| State funding programs        | BEG - Federal funding for efficient buildings (valid only for Germany) |

## ELECTRICAL ENGINEERING

|                                      |   |
|--------------------------------------|---|
| Controller                           | Electronic multi-lumen driver, 4-steps (1 pcs.)             |
| System output                        | 13W-7W  |
| Mains voltage                        | 230V/50Hz   |
| Circuit breakers (inrush current)    | 45 pieces/B10, 73 pieces/B16, 71 pieces/C10, 113 pieces/C16 |
| Energy efficiency class/light source | C   |

## LIGHTING TECHNOLOGY

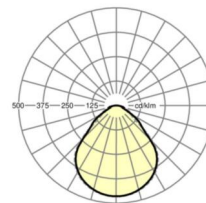

|   |   |
|---|---|
| Placement                                   | LED, Colour rendering/Light colour CRI ≥ 80 / 3000K |
| Colour tolerance (MacAdam)                  | 3SDCM   |
| Photobiological safety (Luminaire)          | RG0   |
| Nominal luminous flux/switching steps (EDM) | 1100lm/9W, 900lm/7W, 1600lm/13W, 1400lm/11W         |
| LED service life                            | 100000h L80/B10 (Tq 25°C), 50000h L90/B50 (Tq 25°C) |
| Luminaire luminous efficiency               | 126lm/W-118lm/W                                     |
| UGR lat./long.                              | 18.3 / 18.6 (13W)                                   |

## MECHANICS

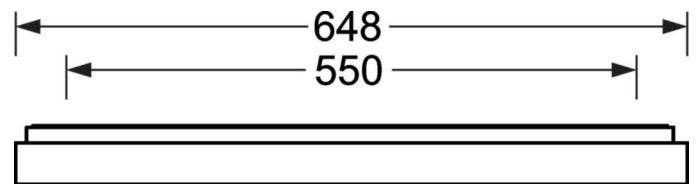
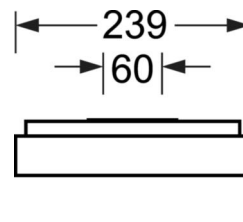
|                        |  |
|------------------------|--|
| Housing colour         | traffic white RAL 9016                             |
| Dimensions (LxWxH/DxH) | 648mm x 239mm x 55mm                               |
| Weight (net)           | 3.17kg   |
| Cable entry KE (X/Y)   | 0mm/0mm  |
| Type of installation   | Wall mounting, Ceiling-mounted single installation |

## DEEP-LINK

<https://www.regiolum.de/en/article/65755014170>



|                |                    |
|----------------|--------------------|
| Reference      | LED 1600lm/13W 830 |
| ηLB            | 100 %              |
| Φ ↓/↑          | 100 % / 0 %        |
| UGR lat./long. | 18.3 / 18.6        |
| VDU            | 65° < 3000cd/m²    |



## Dimensions

---

|    |        |   |
|----|--------|---|
| L  | 648 mm | Length  |
| B  | 239 mm | Width   |
| H  | 55 mm  | Height  |
| A1 | 550 mm | Mounting distance single mounting                                     |
| A4 | 60 mm  | Mounting distance (width)   |
| X  | 0 mm   | Distance cable infeed to the center of the luminaire<br>on the X-axis |
| Y  | 0 mm   | Distance cable infeed to the center of the luminaire<br>on the Y-axis |

---